SHEET No 4

PLAN No 1017

FOR THE IMPROVEMENT OF

"E" STREET

BETWEEN

MILL STREET AND RIALTO AVENUE

CITY OF SAN BERNARDINO CALIFORNIA

AUGUST 1929

A. H. LOWE
CITY ENGINEER

FILED
SEPT. 3, 1929
A. H. Lowe
City Engineer

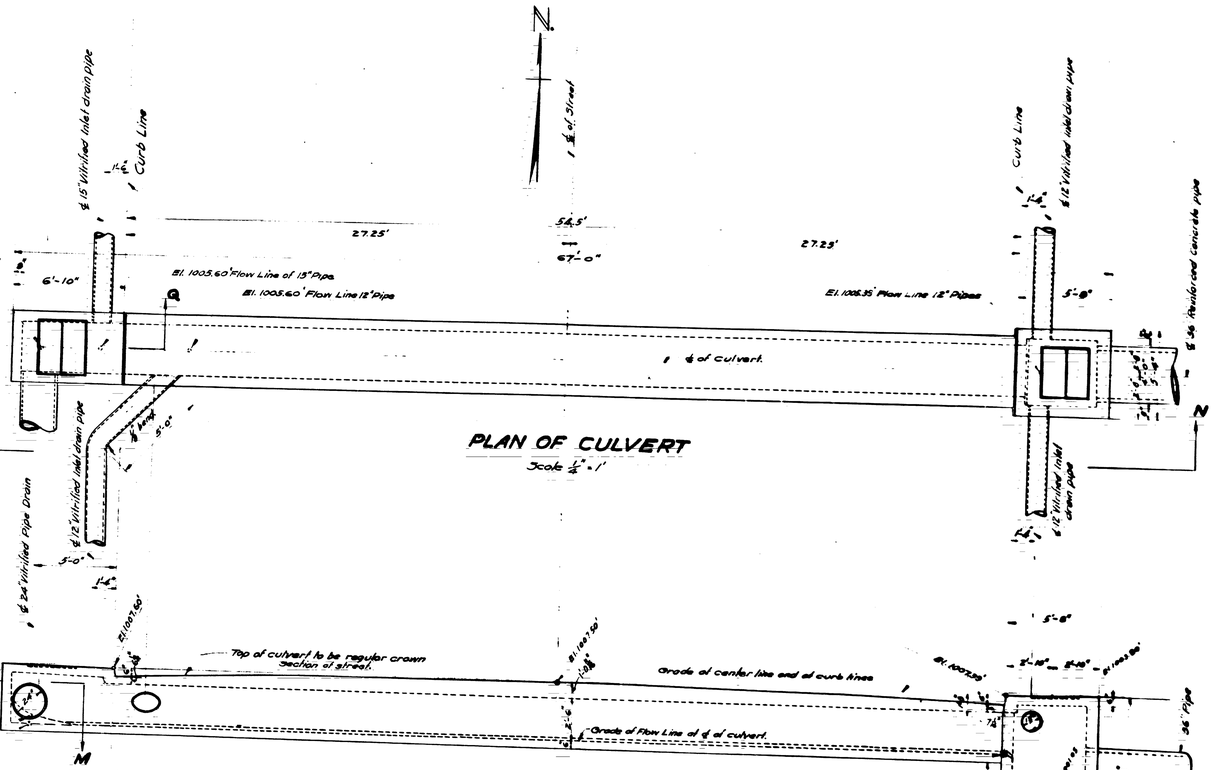

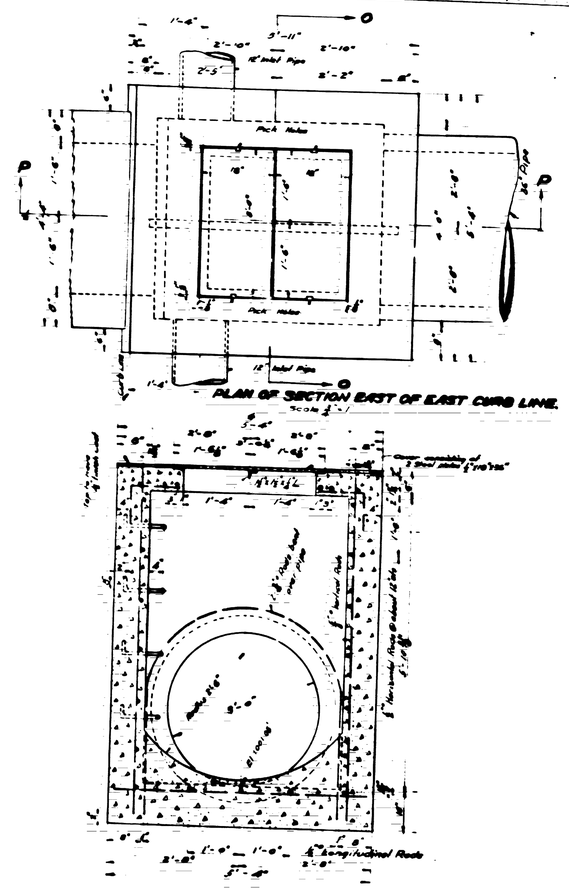

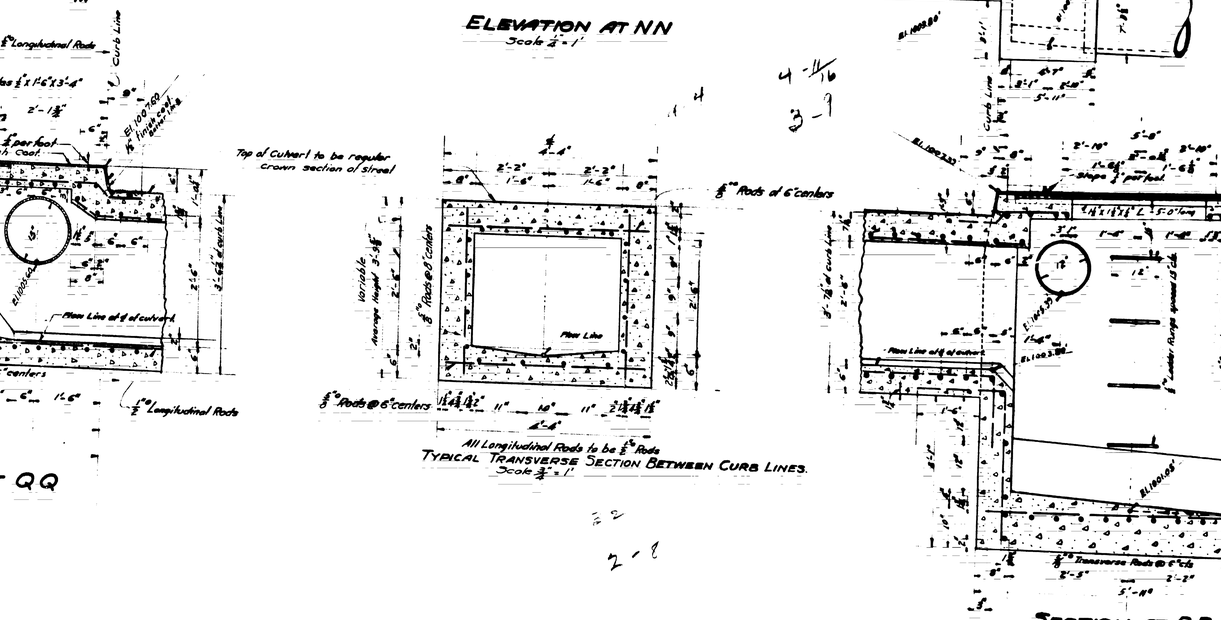

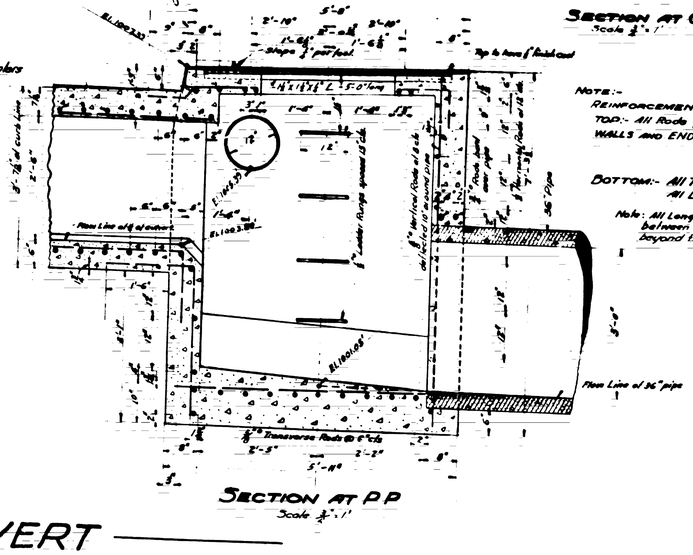

NOTE:-
REINFORCEMENT IN SECTION EAST OF EAST CURB LINE
TOP:- All Rods 1/2" Round Rods.
WALLS AND ENDS:- All Vertical Rods 1/2" Round Rods.
All Horizontal Rods 1/2" Round Rods.
2-1/2" Round Rods bent over pipe.
BOTTOM:- All Transverse Rods 1/2" Round Rods.
All Longitudinal Rods 1/2" Round Rods.

Note: All Longitudinal Reinforcement in the section of culvert between curb lines shall be continued into the section beyond the curb line a distance of 15 inches.

LEGEND

" or in means inch or inches
' or ft. means foot or feet.
℄ means center line
El. means elevation
No means number
@ means at
X means by
= means is equal to
ø means Round.
cts. means centers.

See also Legend on sheet No 1; General Plan.

DETAIL OF TYPE "B" CULVERT